



RESEARCH REPORT

FY21



THE UNIVERSITY OF
MEMPHIS
Research & Innovation

**DRIVEN BY
RESEARCH.**

**DRIVEN BY
DOING.**



TABLE OF CONTENTS

Summary 4-7

Major Trends6

Diversification of Research Participation.6

Fiscal Year Data..... 7

Improving Quality While Facing Capacity Challenges 7

Strategic Research Development 8-9

Cultivating a Dynamic Research Ecosystem 10

Principle Investigators with \$500K+ in Awards.....11

Units with \$1M+ in Awards 12

First Time Principal Investigators for 2021..... 13

Detailed View of Awards.....14-21

Federal Awards.....14-15

State Awards16-17

Local Public Awards18-19

Corporate & Foundation Awards 20-21

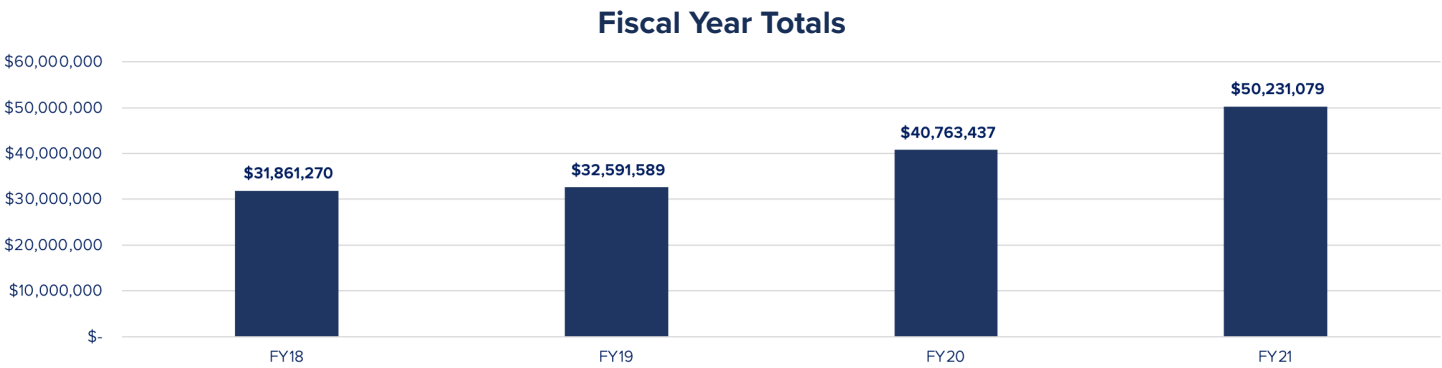
High Impact Scholars at the UofM22-23



SUMMARY

For the first time, the University of Memphis has achieved \$50M in annual research awards.

The University of Memphis aspires to achieve Carnegie R1 Institutional status - a designation for top tier research institutions in the United States. While many other Universities have justifiably lowered expectations in light of the pandemic, the faculty at the University of Memphis have risen to the challenge. Despite tremendous and unusual hardship, researchers across this campus have made exceptional progress that is a testament to their commitment to the research revitalization strategy begun in 2019.



Achieving \$50.2 million in research awards reflects the commitment of the Division of Research & Innovation to bring in \$300M as part of the University's \$600M blended campaign.



**UofM Achieves Record Research Awards
in a Single Fiscal Year**

\$50M+

FY19-FY21
Total Award Dollars Increased

54%

Year-Over-Year Total
Research Awards Increased

23%

Year-Over-Year Total Federal
Research Awards Increased

22%

Year-Over-Year State
Research Award Dollars Increased

150%

Year-Over-Year Local
Research Award Dollars Increased

140%

Number of Federal Agencies
\$1M or More in FY21

8

Number of Departments with \$1M or More in
Research Awards Increased

35%

Year-Over-Year Number of Number of PIs with
More Than \$1M Increased

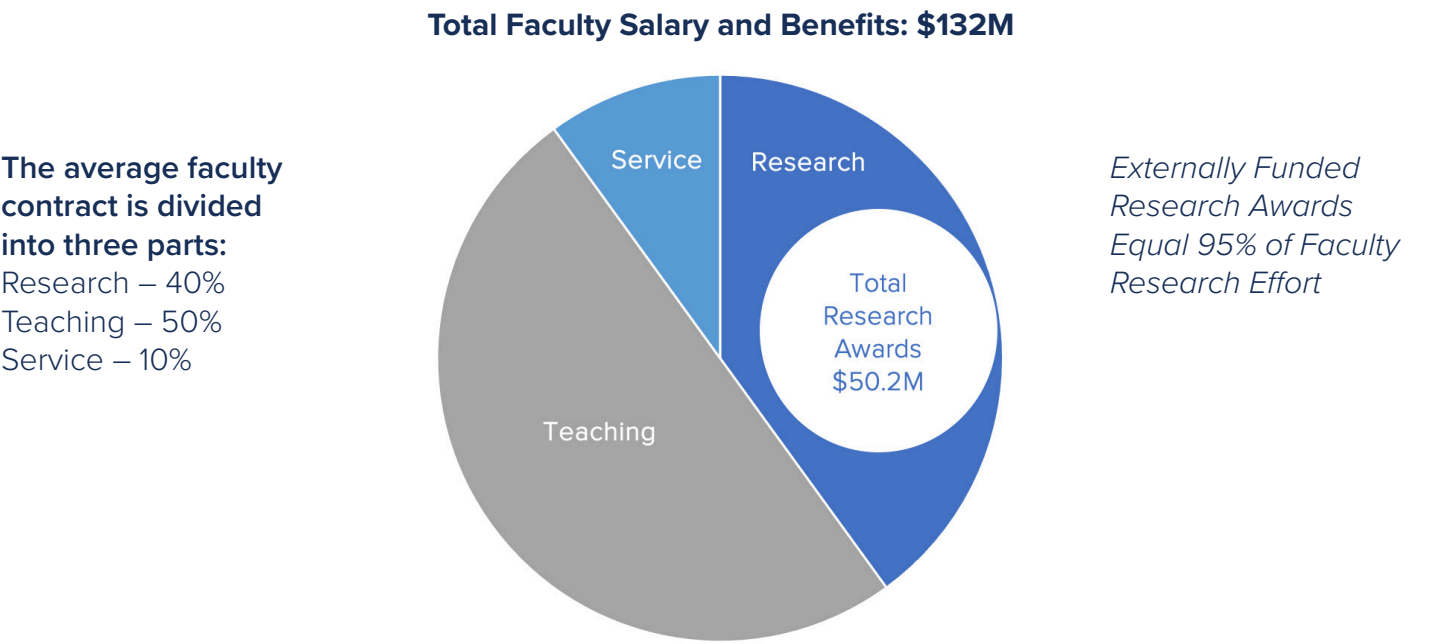
100%

Number of Proposals with Budget of
\$500k or More Increased

35%

MAJOR TRENDS

Two trends are prominent in the 2021 research awards data: Diversification of research participation and improved quality of research proposals in an environment of limited capacity.

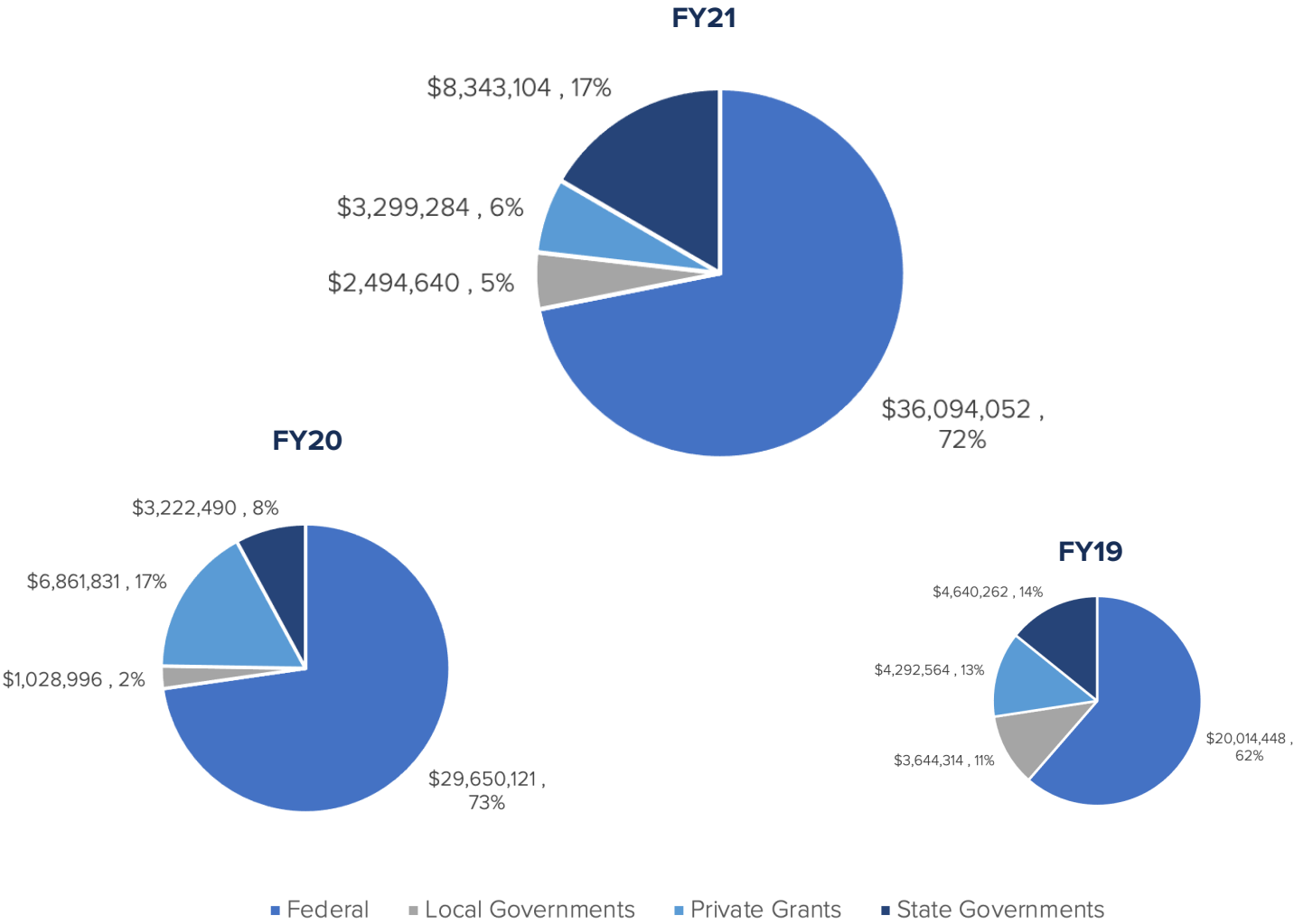


DIVERSIFICATION OF RESEARCH PARTICIPATION

Three years ago, approximately 20% of the faculty were responsible for 75% of proposals. Today, that number has risen to 38%. Every year we see an increasing number of proposals from an expanding number of departments. The University had a record number of millionaire Principal Investigators in FY21, a record number of federal agencies funding \$1M or more in research awards, and a record number of departments receiving \$1M or more in research funding. These achievements are complemented by increases in federal, state, and local funding. UofM faculty understand that it is their responsibility to fund—to the extent possible in their disciplines—their own research, students, and labs. That philosophy is reflected in the rising participation from all colleges and schools in the pursuit of external funding.

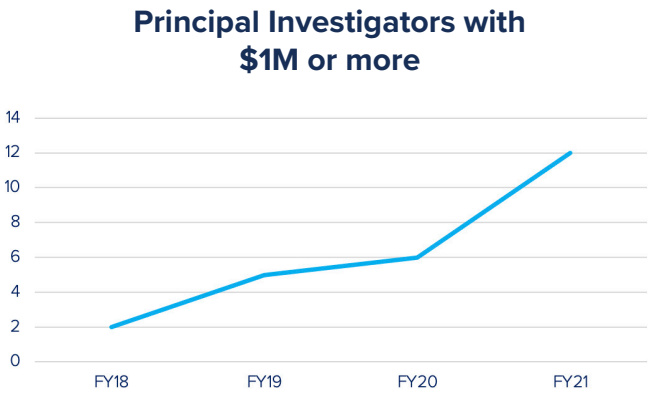
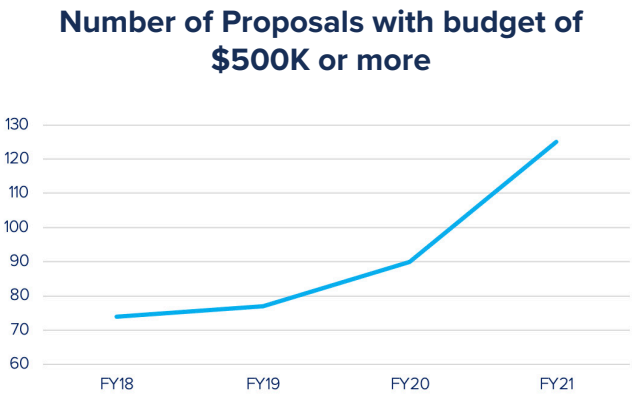


FISCAL YEAR DATA



IMPROVING QUALITY WHILE FACING CAPACITY CHALLENGES

The number of millionaire PIs has dramatically increased over the last four fiscal years (6x improved), and the number of faculty submitting federal research proposals has increased by 38% during the same period. During the same period, the total number of faculty receiving 100k or more in annual funding increased by 8%. This modest gain in new faculty earning large awards indicates that our potential to expand research funding cannot rely exclusively on existing faculty. Without increases in the number of faculty and improvements in instrumentation and research facilities, we will see the number of large awards continue to remain constant from year to year.





STRATEGIC RESEARCH DEVELOPMENT

Programs and Efforts to Support Faculty

New Efforts in FY21

- » **Memphis Initiative for Defense Research**
 - » The initiative strategically develops defense research capabilities at the UofM and targets three primary thrust areas in year one – imaging and sensors, artificial intelligence & machine learning for sensing at the edge, and data networks.
- » **Memphis-Meharry Program to Enable Collaborative Interdisciplinary Research (PECIR)**
 - » The first year of this program funded six collaborative research projects with Meharry Medical College, and represents the larger collaboration announced in December 2020 between Meharry, the University of Memphis, and Methodist Le Boheur.
- » **NIH K Series Training**
 - » The National Institutes of Health is consistently the second largest federal funding source for UofM research. While we have excelled at securing research awards, the NIH is also a valuable source of funding for postdocs in the form of NIH K series grants. The NIH K Series Training was designed to raise awareness of this program and increase the number of externally funded postdocs on campus.
- » **Mobile Application Development Pilot Team**
 - » During FY21, Research Development piloted a new program designed to help faculty develop mobile applications that could lead to entrepreneurial success. This pilot will be continued in FY22 through a partnership with UMRV Ventures.
- » **UofM-UTHSC COVID-19 CORNET**
 - » Started in 2020, the Collaborative Research Networks (CORNET) program brings together faculty from UTHSC and UofM to explore research that will lead to external funding. In 2021, the program pivoted to respond to the COVID-19 pandemic, funding projects that specifically addressed the related challenges from a multi-faceted perspective.

Ongoing Faculty Support Programs and Key Outcomes

» **Communities of Research Scholars (CoRS):**

- » Designed to facilitate collaborations and grow research engagement
- » 29 CoRS funded, including faculty from over 50 disciplines
- » FY21 program included a focus on engaging community partners

» **UofM Research Council**

- » 40 research leaders across campus working to set a proactive research culture and update research policies

» **Research Proposal Review Services**

- » Over 60 proposals reviewed in FY20 and FY21
- » Leveraging internal and external reviewers from multiple institutions and agencies

» **Gap Funding Program**

- » 14 proposals funded in FY20 and FY21 (total investment: \$240K)
- » The program helps faculty who are between grants or revising and resubmitting to federal agencies to continue their research
- » Over \$12M in revised and resubmitted proposals
- » Over \$2M funded to date

» **Career Academy**

- » Growing new faculty through professional development and comprehensive review services
- » Career Stats:
 - » NSF CAREER Awards: 5
 - » DoE CAREER Award: 1
 - » Applications: 40
 - » UofM now among top 25% of NSF CAREER winning institutions

» **Fine Arts, Humanities, & Social Sciences Grants**

- » 16 proposals funded in FY20 and FY21
- » 12 monographs or edited volumes published
- » 1 album released

» **Defense Research Academy**

- » DoD Young Investigator Program: 6 submissions in FY21
- » Defense research networking preparation for faculty
- » 30+ faculty engaged in defense research initiatives

» **FedEx Institute of Technology**

- » 9 FIT research clusters funding over 90 faculty across campus
- » 44% of the 97 researchers affiliated with the FedEx Institute of Technology were awarded a total of \$22.9M from FY19-21

» **Carnegie R1 Doctoral Fellowships**

- » 48 PhD students funded in FY20 and FY21
- » Students included in over 60 grant proposals in two years

» **Carnegie R1 Postdoc Program**

- » 37 postdocs funded in FY20, 7 received continuation funding in FY21
- » 60+ grant proposals submitted with effort included for postdoc continued funding
- » Provided comprehensive grantsmanship training to all postdoc members
- » Current number of PhD qualified research staff: 45
- » Current postdoc count: 37

» **UMRF Ventures Junior Professorships**

- » All NSF Career recipients are awarded a junior professorship
- » 2021 Recipients – Maryam Salehi and Ana Doblas
- » 2020 Recipients – Ranga Gopalakrishnan, Amber Jennings, Thomas Watson

» **The Conversation Support**

- » Subscription to *The Conversation* aides faculty in publishing to a general readership audience
- » 1.5M+ article reads for UofM faculty authors to date
- » Articles published in *Chicago Tribune*, *USA Today*, *CNN*, *Business Insider*, etc.

» **First Gen STEM**

- » Nine PhD students funded from 2019-2021

» **RISE Fellowship**

- » Seventy PhD students funded from 2019-2021

» **Research Equipment Database**

- » Searchable database of all UofM research instrumentation, as reported by departments

» **Academic Analytics**

- » A database resource that helps to identify trends in research, build teams in similar research areas both at our university and other institutions, and helps to identify funding opportunities based on publication history

» **West Cancer Foundation Research Initiative**

- » Established in the fall of 2020, the West Cancer Foundation Initiative was created to cultivate research across the UofM campus in areas that advance cancer treatment, promote community health and wellness, and/or provide supportive patient care.

» **INFER:**

- » Innovative Non-profit and Foundation Engaged Research (INFER) founded in 2020
- » Seeks to bridge the efforts of researchers (in the areas of social science, life science and the humanities) and nonprofits (with social, human and health services-related missions) to ensure that research efforts are relevant and useful to practitioners and that practice is effective and grounded in “best practice.”



CULTIVATING A DYNAMIC RESEARCH ECOSYSTEM

- » UMRF Research Park
- » UMRF Ventures
- » Phi Kappa Phi Innovation in Excellence Award Semifinalist
- » AASCU Award
- » APLU Innovation Award Finalist
- » 21 Licensed Technologies
- » Patents2Products (P2P)
- » Five companies launched



DEEP SCIENCE ENTREPRENEUR POST-DOC FELLOWSHIPS



Principle Investigators with \$500K+ in Awards

*Note: \$\$ is obligated amount in FY

FY19 Faculty		FY 20 Faculty		FY 21 Faculty	
Waldron, Brian	\$3,562,209	Olney, Andrew	\$3,439,035	Marshall, Melissa	\$4,919,559
Kumar, Santosh	\$3,448,800	Kaldon, Carolyn	\$1,512,626	Casey, Laura	\$3,140,880
Hunter, William	\$1,500,000	Rus, Vasile	\$1,239,097	Waldron, Brian	\$2,812,461
Withers, Mitchell	\$1,484,974	Casey, Laura	\$1,220,960	Kumar, Santosh	\$2,398,500
Bekis, Barbara	\$933,182	Neely-Barnes, Susan	\$1,212,046	Rus, Vasile	\$1,707,863
Karmaus, Wilfried	\$702,837	Kumar, Santosh	\$1,193,319	James, Wesley	\$1,486,806
Zhang, Hongmei	\$640,502	Waldron, Brian	\$869,276	Boykins, Anita	\$1,360,830
Mishra, Sabyasachee	\$615,330	Schiro-Geist, Chrisann	\$852,386	Gopalakrishnan, Ranganathan	\$1,114,477
Wang, Lan	\$611,894	Withers, Mitchell	\$793,974	Neely-Barnes, Susan	\$1,095,290
Dhaliwal, Jasbir	\$591,474	Murphy, James	\$790,458	Berisso, Kevin	\$1,035,237
Kedia, Satish	\$560,218	Howell, Kathryn	\$763,018	Ivey, Stephanie	\$1,004,449
Bollobas, Bela	\$540,000	Jennings, Jessica	\$758,226	Ozdenerol, Esra	\$1,000,000
Ivey, Stephanie	\$520,591	James, Wesley	\$741,352	Murphy, James	\$889,701
Oller, David	\$506,133	Kedia, Satish	\$697,100	Wang, Lan	\$865,000
		Bidelman, Gavin	\$691,706	Salehi Esfandarani, Maryam	\$851,597
		Boykins, Anita	\$679,355	Withers, Mitchell	\$841,311
		Bailey, Eric	\$648,000	Fagan, Thomas	\$770,364
		Parrill-Baker, Abby	\$634,888	Hunter, William	\$750,000
		Zhang, Hongmei	\$632,938	Zhao, Xuan	\$726,990
		Karmaus, Wilfried	\$614,648	Rudd, Loretta	\$694,845
		Rudd, Loretta	\$597,008	Parrill-Baker, Abby	\$651,741
		West, Steven	\$570,150	Karmaus, Wilfried	\$589,485
		Meindl, James	\$530,651	Santo, Charles	\$575,537
		Sabatini, John	\$525,018	Harding, Melvyn	\$536,993
		Harding, Melvyn	\$518,834	Smeltzer, Matthew	\$532,965
		Salehi Esfandarani, Maryam	\$507,025	Mishra, Sabyasachee	\$519,359
		Oller, David	\$504,913	Pichon, Latrice	\$505,336
				Sutter, Thomas	\$502,250

* **Bold: received \$500K or more in FY20, FY21**

* **Bold Italics: \$500K or more in FY19, FY20, FY21**

Units with \$1M+ in Awards

*Note: \$\$ is obligated amount in FY

Academic Unit	FY19	FY20	FY21
College of Liberal and Professional Studies			\$5,614,405
Computer Science	\$4,558,806	\$2,725,828	\$4,157,486
Instruction and Curriculum Leadership (ICL)	\$1,652,731	\$1,884,702	\$3,928,196
Psychology	\$1,294,557	\$2,733,164	\$3,437,016
CAESER	\$3,562,209		\$2,912,479
Civil Engineering	\$1,620,573	\$1,784,715	\$2,794,841
Institute for Intelligent Systems (IIS)		\$5,282,919	\$2,645,793
School of Urban Affairs and Public Policy (SUAPP)			\$2,107,158
Loewenberg College of Nursing		\$1,499,830	\$1,995,433
Chemistry		\$1,017,346	\$1,827,035
Center for Earthquake Research & Information (CERI)	\$1,899,837	\$1,180,062	\$1,782,242
Social Work		\$1,951,753	\$1,738,217
Sociology			\$1,486,806
Mechanical Engineering	\$1,242,584		\$1,214,092
Counseling Educational Psychology & Research (CEPR)		\$2,107,158	\$1,173,694
Biomedical Engineering		\$1,236,040	\$1,142,052
Epidemiology	\$1,184,259	\$1,011,793	\$1,122,450
Biology		\$1,135,560	\$1,093,838
Engineering Technology			\$1,035,237
Earth Sciences			\$1,000,000



FIRST TIME PRINCIPAL INVESTIGATORS FOR 2021

Ashley Batastini, *Counseling, Educational Psychology & Research*

Ana Doblas, *Electrical and Computer Engineering*

Alexander Headley, *Mechanical Engineering*

Minhae Cho, *Social Work*

Mohit Ganguly, *Patents2Postdocs Fellow, FedEx Institute of Technology*

Andrea Pirkey, *Carnegie R1 Postdoc, Social Work*

Amanda Edgar, *Department of Communication & Film*

Teresa Franklin, *Institute for Interdisciplinary Memphis Partnerships to Advance Community Transformation (IIMPACT)*

Ryan Hughes, *Patents2Postdocs Fellow, FedEx Institute of Technology*

Mary Schallert, *College of Health Sciences*

Amy Cook, *Computer Science*

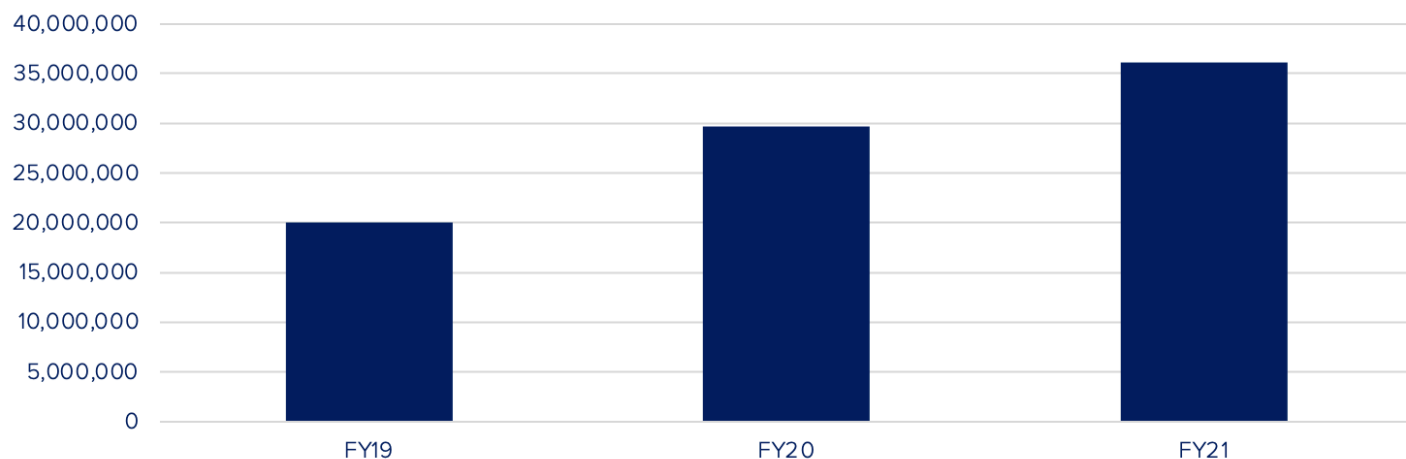
Elizabeth Gillespie, *Public and Nonprofit Administration*

Aaryani Sajja, *Biomedical Engineering*

Yufeng Zhang, *College of Health Studies*

DETAILED VIEW | FEDERAL AWARDS

*Note: \$\$ is obligated amount in FY



Federal Funding By Source

Funding Source	FY19	FY20	FY21
<i>National Science Foundation (NSF)</i>	<i>\$3,728,217</i>	<i>\$8,774,516</i>	<i>\$8,919,989</i>
National Institutes of Health (NIH)	\$7,029,329	\$6,759,200	\$6,573,211
<i>Department of Education (DoEd)</i>	<i>\$1,976,538</i>	<i>\$4,522,972</i>	<i>\$5,168,042</i>
<i>Department of Health and Human Services (DHHS)</i>	<i>\$299,400</i>	<i>\$660,321</i>	<i>\$3,142,301</i>
Department of Defense (DoD)	\$2,312,102	\$2,520,091	\$2,669,139
US Geological Survey (USGS)	\$1,772,183	\$916,096	\$1,190,591
<i>Department of Energy (DoE)</i>			<i>\$1,114,477</i>
Department of Labor (DOL)			\$1,013,896
<i>Substance Abuse and Mental Health Services Administration (SAMSHA)</i>	<i>\$289,600</i>	<i>\$289,600</i>	<i>\$752,580</i>
<i>Centers for Disease Control and Prevention (CDC)</i>			<i>\$599,217</i>
<i>Department of Justice (DoJ)</i>	<i>\$115,724</i>	<i>\$309,690</i>	<i>\$518,475</i>

* ***Bold Italics: Federal Funding Agencies that have at least doubled funding from FY19 to FY21***

Top 10 Federally Funded Projects By Fiscal Year

*Note: \$\$ is obligated amount in FY

FY20

DataWhys: Learning Data Science with
Conversational Agents | Andrew Olney
\$3,439,035

Learner Data Institute: Harnessing The Data
Revolution to Improve the Effectiveness, Efficiency,
and Engagement of the Learning Ecosystem |
Vasile Rus
\$1,050,000

CIF21 DIBBS: EI: mProv: Provenance-based Data
Analytics Cyberinfrastructure for High-frequency
Mobile Sensor Data | Santosh Kumar
\$799,507

Evaluate Impact of Indianola Promise Neighborhood
Program (IPNP) | Wesley James
\$741,352

Project Memphis 2017-2019 | Laura Casey
\$715,640

Health, Education, and Access for Rural Tennesseans
(HEART) | Anita Boykins
\$679,355

Operation of the Mid-America Integrated Seismic
Network 2020-2024-CERI | Mitchell Withers
\$675,000

Supporting the Retention of Next Generation
Registered Nurses (STRONG-RNs) | Eric Bailey
\$648,000

Memphis Social Work Scholarships for
Disadvantaged Students (MSW-SDS) |
Susan Neely-Barnes
\$642,575

Effect of Prenatal Compounds on Adult Lung
Function via Neonatal DNA Methylation |
Wilfried Karmaus
\$614,648

FY21

UofM CBEI Services | Laura Casey
\$1,622,400

Learner Data Institute: Harnessing the Data
Revolution to Improve the Effectiveness, Efficiency,
and Engagement of the Learning Ecosystem
(multi-year award) | Vasile Rus
\$1,534,309

Evaluate Impact of Health and Education Programs in
the Mississippi Delta (multi-year award) |
Wesley James
\$1,471,806

Health, Education, and Access for Rural Tennesseans
(HEART) (multi-year award) | Anita Boykins
\$1,360,830

mHealth Center for Discovery, Optimization &
Translation of Temporally-Precise Interventions
(mDOT) | Santosh Kumar
\$1,334,467

UofM Home/Community Based Early Intervention
(HCBEI) Servicese/Community Based Early
Intervention (HCBEI) Services | Laura Casey
\$1,111,500

Workforce Opportunity for Rural Communities
(WORC) / DRA:Automation and Advanced Robotics
Center | Kevin Berisso
\$1,013,896

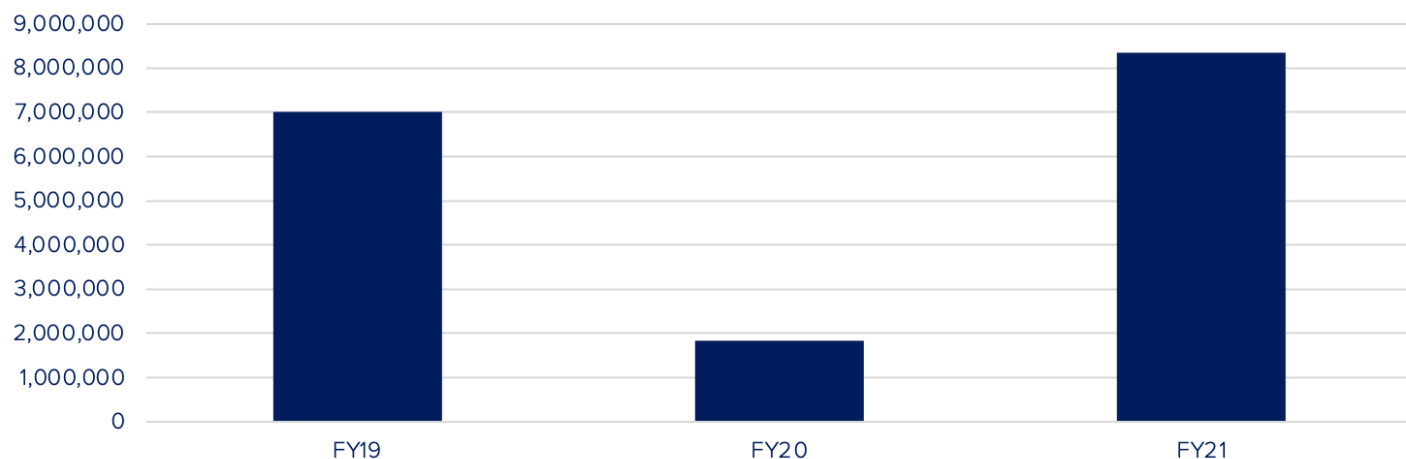
ASPIRED: Adaptations for Sustainable Policies and
Increased Recruitment Excellence in Diversity |
Esra Ozdenerol
\$1,000,000

Operation of the Mid-America Integrated Seismic
Network 2020-2024-CERI (multi-year award) |
Mitchell Withers
\$841,311

CC* Integration-Large: mGuard: A Secure Real-time
Data Distribution System with Fine-Grained Access
Control for mHealth Research | Lan Wang
\$825,000

DETAILED VIEW | STATE AWARDS

*Note: \$\$ is obligated amount in FY



State Funding By Source

Funding Source	FY19	FY20	FY21
Tennessee Department of Transportation (TDOT)	\$4,150,941	\$194,794	\$5,655,715
Tennessee Department of Education (TDoEd)	\$1,776,110	\$279,617	\$1,049,847
Tennessee Department of Mental Health and Substance Abuse Services	\$187,752	\$180,000	\$360,000
Tennessee Department of Agriculture		\$160,000	\$240,000
State of Tennessee	\$230,914	\$360,027	\$171,957
Tennessee Department of Health (TDoH)	\$10,000	\$148,000	\$166,300
West Tennessee River Basin Authority			\$165,000
Arkansas Geological Survey (AGS)	\$54,000	\$54,000	\$162,000
Tennessee Higher Educ Commission (THEC)	\$138,555	\$121,800	\$152,300
Tennessee Board of Regents (TBR)	\$29,250	\$42,025	\$100,000

Top 10 State Funded Projects By Fiscal Year

*Note: \$\$ is obligated amount in FY

FY20

Land Use | Sabyasachee Mishra
\$247,609

Governor's School for International Studies,
2020 | Keri Brondo
\$238,245

Investigation on Wrong-way Prevention
Technologies and Systems | Michail Gkolias
\$200,000

Gambling Awareness and Treatment |
James Whelan
\$180,000

Guidelines for the Use of Expanded-Polystyrene
(EPS) Block Geofoam as Lightweight Backfill
Behind Retaining Walls | David Arellano
\$174,959

Dept of Ag West TN | Brian Waldron
\$160,000

Loewenberg College of Nursing - Lactation
Support Program | Genae Strong
\$148,000

African American Male Completion Academy |
Karen Weddle-West
\$98,482

TN Doctoral Scholars Program | Robin Poston
\$67,500

Post-construction Hydrologic Monitoring of the
Sandy Creek Restoration Project | Dan Larsen
\$63,002

FY21

Keep Tennessee Beautiful Program |
Melissa Marshall
\$4,919,559

West Tennessee PBIS Project - RISE |
William Hunter
\$750,000

Peak Flow Estimation Urban Areas |
Claudio Meier
\$253,517

Dept of Ag West TN (multi-year award) |
Brian Waldron
\$240,000

Governor's School for International Studies, 2021
(multi-year award) | Keri Brondo
\$238,245

Gambling Treatment Services FY21-22
(multi-year award) | James Whelan
\$360,000

Lone Oaks | Brian Waldron
\$165,000

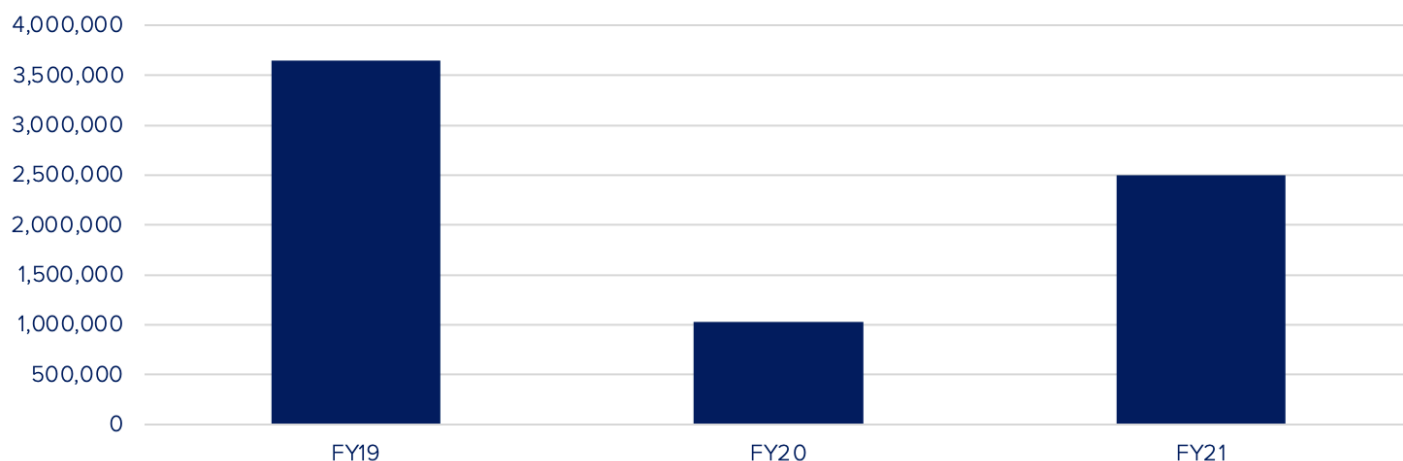
Operation and Maintenance of the Arkansas
Seismic Network | Stephen Horton
\$162,000

Understanding Freight Impacts On Tennessee
Communities | Michail Gkolias
\$149,994

Connecting Demand Response Transit With
Fixed Service Transit | Sabya Mishra
\$149,600

DETAILED VIEW | LOCAL PUBLIC AWARDS

*Note: \$\$ is obligated amount in FY



Top Local Public Funding Sources for Research

Funding Source	FY19	FY20	FY21
Memphis Light Gas and Water (MLGW)	\$2,235,000		\$1,509,000
Shelby County Public Works Division			\$447,917
Shelby County Schools (SCS)	\$316,248	\$4,261	\$128,214
Memphis Area Transit Authority (MATA)		\$107,458	\$120,000
City of Memphis	\$761,308	\$449,755	\$110,043
Shelby County Health Department	\$99,195		\$75,000
City of Germantown	\$45,000	\$45,000	\$45,000
City of Collierville	\$9,500	\$41,500	\$41,500

Top 5 Locally Funded Projects By Fiscal Year

**Note: \$\$ is obligated amount in FY*

FY20

City of Memphis Neighborhood Preservation
Clinic | Daniel Schaffzin
\$309,754

Spencer TN Task Force to Reduce DBPs |
Gary Emmert
\$149,991

BCS 2.0 | Brian Waldron
\$140,000

Asset Management Plan for Memphis Transit
Fleet | Sabyasachee Mishra
\$107,458

Student Scholarships | Susan Neely-Barnes
\$90,000

FY21

MLGW Aquitard Year 3 | Brian Waldron
\$1,509,000

VSA 2020 | Brian Waldron
\$447,917

Asset Management Plan for Memphis Transit
Fleet | Sabyasachee Mishra
\$120,000

Evaluating Public Compliance with COVID-19
Response Directives | Marian Levy
\$75,000

Zoning Phase 2 | Brian Waldron
\$55,043

DETAILED VIEW | CORPORATE & FOUNDATION AWARDS

*Note: \$\$ is obligated amount in FY



Top Corporate & Foundation Funding Sources for Research

Funding Source	FY19	FY20	FY21
University of Memphis Foundation (UMRF)	\$271,119	\$2,206,049	\$864,095
Memphis and Shelby Crime Commission (MSCC)		\$525,000	\$525,000
The Urban Child Institute (UCI)		\$70,913	\$350,000
Conch Technologies, Incorporated	\$656,160	\$379,734	\$227,272
American Heart Association (AHA)	\$77,000	\$100,000	\$200,000
Educational Testing Service		\$186,660	\$98,242
Washington Center for Equitable Growth			\$74,000
Economic Club of Memphis	\$64,261	\$72,511	\$73,012
ZyCal Bioceticals Healthcare Company			\$70,191
Law School Admission Council (LSAW)			\$66,500

Top Corporate & Foundation Funded Projects By Fiscal Year

*Note: \$\$ is obligated amount in FY

FY20

Heinemann BAS and SEL2 Validation Study | Carolyn Kaldon
\$1,399,780

University of Memphis Behavior, Research, & Language Alliance (UMBRaLA) | James Meindl
\$530,651

Public Safety Institute | Abby Parrill-Baker
\$525,000

Promoting Resilience in Memphis: An Outcome Evaluation of iMPACT Services for the Health & Well-Being of Urban Children | Kathryn Howell
\$343,259

Master - MLGW GSR | Brian Waldron
\$343,219

Community Partnership to Enhance Kindergarten Readiness Through Quality Caregiver/Parent-Child Interactions | Loretta Rudd
\$313,496

Memphis Legal Partnership | Kathryn Ramsey
\$311,273

Continuation of Coordinated Effort to Enhance Development (CEED): Childcare Directors, Childcare Teachers, Parents, & Young Children | Loretta Rudd
\$283,512

Lifelong Initiative for Family Empowerment | Gregory Washington
\$232,935

Promoting Health and Well-being in Children and Families: Evaluating a Prenatal Intervention Program | Kathryn Howell
\$190,923

FY21

Public Safety Institute (multi-year award) | Abby Parrill-Baker
\$525,000

Community Partnership to Enhance Kindergarten Readiness Through Quality Caregiver/Parent-Child Interactions (multi-year award) | Loretta Rudd
\$404,845

Fostering Resilience and Well-being in the Pediatric Trauma Population: Counseling Interventions for an At-Risk Population | Eraina Schauss
\$350,000

Coordinated Effort to Enhance Development | Loretta Rudd
\$290,000

Master - MLGW GSR (multi-year award) | Brian Waldron
\$227,272

MDIVI-1 as an Immunometabolic Regulator to Treat Atherosclerosis | Brandt Pence
\$200,000

Promoting Health and Well-being in Children and Families: Evaluating a Prenatal Intervention Program (multi-year award) | Kathryn Howell
\$160,000

ETS Sponsored Research Agreement (multi-year award) | Alistair Windsor
\$98,242

The Evolution of Civil Rights Enforcement and Economic Prosperity of Minorities | Jamein Cunningham
\$74,000

ECON CLUB contract | Damon Fleming
\$73,012

HIGH IMPACT SCHOLARS AT THE UOFM

Author Name	Department	Scopus H-Index
Bowlin, Gary L.	Biomedical Engineering	51
Sutter, Tom	Biological Sciences	51
Karmaus, Wilfried Joachim Jurgen	School of Public Health	49
Fatemi, Ali	Mechanical Engineering	46
Lasiecka, Irena	Mathematical Sciences	44
Ward, Kenneth D.	School of Public Health	43
Rudd, Michael David	President	43
Beck, J. Gayle	Psychology	43
Lindner, Ernő	Biomedical Engineering	41
Bollobas, Bela	Mathematical Sciences	41
Berman, Jeffrey Scott	Psychology	40
Murphy, James G.	Psychology	39
Skalli, Omar	Biological Sciences	38
Triggiani, Roberto	Mathematical Sciences	38
Bumgardner, Joel David	Biomedical Engineering	37
Oller, D. Kimbrough	Communication Sciences and Disorders	36
Mishra, Sanjay R.	Physics	36
Langston, Charles A.	Center for Earthquake Science and Information (CERI)	35
Dasgupta, Dipankar	Computer Science	34
Huang, Xiaohua	Chemistry	34
Gallagher, Shaun	Philosophy	32
Haggard, Warren O.	Biomedical Engineering	32
Bloomer, Richard J.	College of Health Studies	32
Kumar, Santosh	Computer Science	32
Lewis, Gladius	Mechanical Engineering	32
Parrill, Abby L.	Chemistry	31
Pierce, Charles A.	Fogelman College of Business and Economics	31
Bayer, Randall James	Biological Sciences	31
Williams, John Leicester	Biological Sciences	31

Note on H-index: *H-index is an author-level metric that attempts measures both productivity and citation impact of peer-reviewed scholarship. The h-index is defined as the maximum value of h such that the given author has published at least h papers that have each been cited at least h times. For example, an author with an h-index of 25 has at least 25 papers that were cited 25 times. The data for these h-index calculations was drawn from Scopus on 8/3/21.*

Faculty Name	Department	Google Scholar Citation Count
Beck, J. Gayle	Psychology	51972
Gallagher, Shaun	Philosophy	32675
Huang, Xiaohua	Chemistry	31286
Bowlin, Gary L.	Biomedical Engineering	20136
Dasgupta, Dipankar	Computer Science	18924
Lasiecka, Irena	Mathematical Sciences	17600
Oller, D. Kimbrough	Communication Sciences and Disorders	17277
Fatemi, Ali	Mechanical Engineering	16205
Rudd, Michael David	President	13989
Andraisik, Frank	Psychology	13747
Kraiger, Kurt	Management	12457
Liang, Huigang	Business Information Technology	12011
Zhang, Hongmei	School of Public Health	11093
Langston, Charles A.	Center for Earthquake Science & Information (CERI)	9904
Murphy, James G.	Psychology	9162
Lindner, Ernő	Biomedical Engineering	9109
Wang, Lan	Computer Science	8840
Papadopolous, Christos	Computer Science	8611
Rezaee, Zabihollah	School of Accountancy	8499
Kumar, Santosh	Computer Science	8462
Kedia, Satish	School of Public Health	7811
Krishnan, Balaji	Marketing and Supply Chain Management	7759
Pierce, Charles A.	Fogelman College of Business and Economics	7478
Pence, Brandt	School of Public Health	7301
McInish, Thomas	Finance	7249
Bumgardner, Joel David	Biomedical Engineering	6922

Note on Reporting: All reported award amounts follow best practices at research institutions and are reported by report date and represent the entire amount reported. If, for example, you are awarded \$1M over three years and the report date reports the entire three year amount, then \$1M will be reported in the first year and no funds will be reported in subsequent years. If the report date on year one only shows the year one amount, then subsequent years will report their respective amounts. For questions please email research@memphis.edu

