



University of Memphis Intermodal Freight Conference

John Schroer

<http://tdot.state.tn.us>



MAP-21 – Tennessee - Freight



TDOT Freight Planning

Memphis TN Achievements

- River
 - The Port of Memphis is the 4th largest port in the US
 - Handle over 13 million tons of cargo annually
 - 99 river terminals in Memphis area
 - 60 river terminals are part of the Port of Memphis
- Rail
- Runways
- Roads

Memphis TN Achievements

- River
- Rail
 - 5 of 7 Class 1 railroads are in Memphis
 - Memphis is only 1 of 5 US cities with service by five Class 1 railroads
 - In recognition of growth as rail hub the industry spent \$500+ million in the region on new or upgraded rail infrastructure
 - Intermodal traffic between Asia and Tennessee often is routed through West Coast deep-water ports and moves by rail to Memphis
- Runways
- Roads

Memphis TN Achievements

- River
- Rail
- Runways
 - Memphis is the 2nd busiest freight airport in the world
 - “Aerotropolis” – a concentration of the industries that depend on air cargo
 - FedEx averages 1.5 million packages a day through Memphis
- Roads

Memphis TN Achievements

- River
- Rail
- Runways
- Roads
 - 840 Miles of Interstate and US designated highways regionally
 - 88% of freight traveling in Memphis uses at least one of the region's major highways: I-55, I-40, and US-78

Present

- I-240 completion
- I-269 around Memphis
- Built Bridge over NS Mainline
- I-240 / I-40 Interchange
- Seismic Retrofit I-40 Mississippi River Bridge
- Building new interchange into West TN Megasite & redoing highway 222 thru Megasite
- Building Highway 22 into Cates Landing in Lake County
- Started to fund Right of Way acquisition for Lamar Ave
- Building Three Phases of I-69 in Obion County to connect with I-155

Future

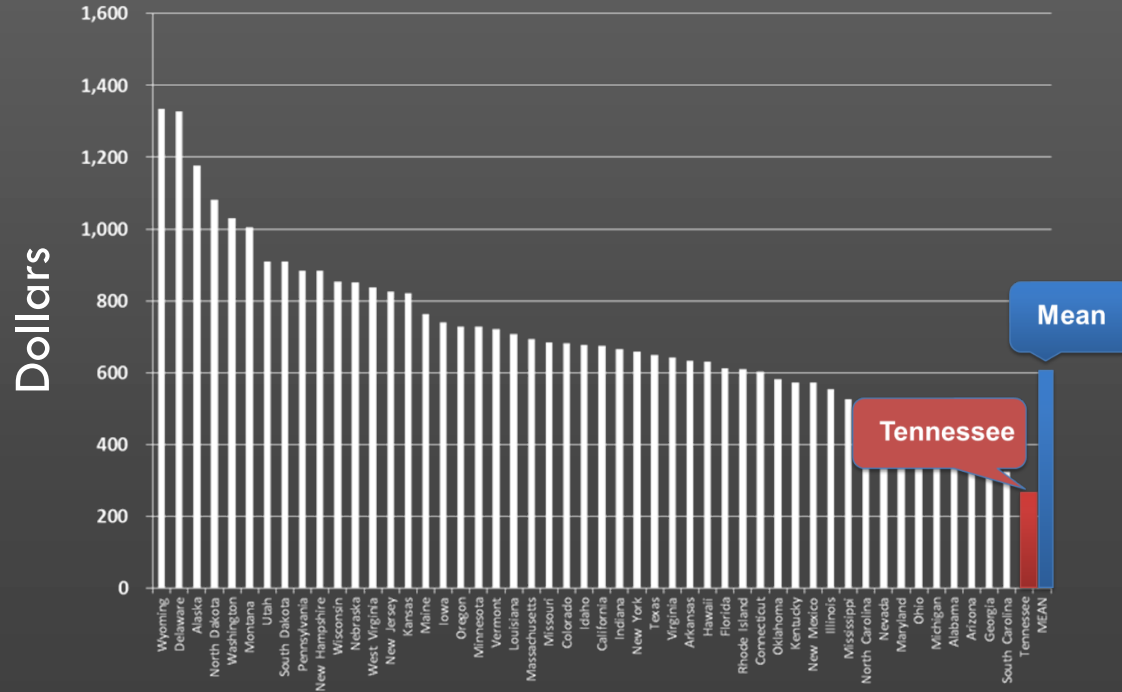
- Complete Lamar Avenue
- Complete I-69
- Complete Southern Gateway Bridge



Tennessee 2nd in "America's Top State for Transportation and Infrastructure"

Tennessee Ranks second best in America in the category of Transportation and Infrastructure. Tennessee is also the only state topping the list that has no transportation debt.

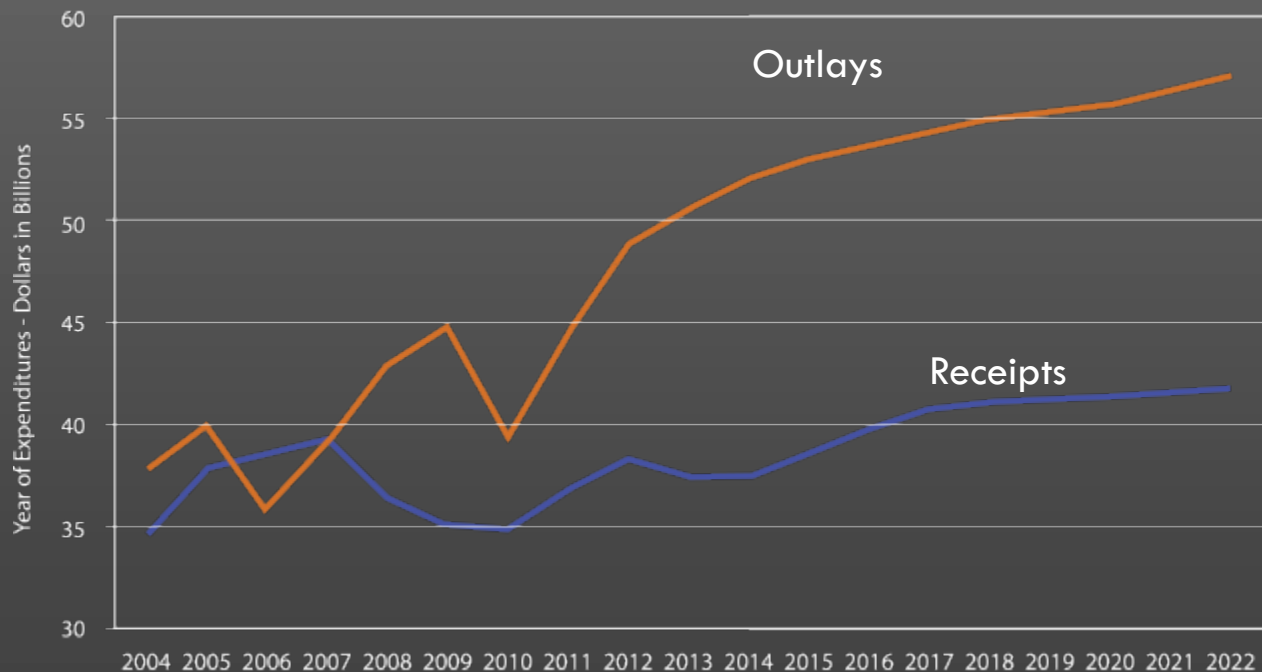
Per Capita Revenue Used for Highways



Reality

- We have faced sequestration.
- Federal Government will run out of money on October 1, 2013.
- The Federal debit ceiling runs out in several months
- MAP-21 expires September 30, 2014

Highway Trust Fund Receipts & Outlays Discrepancy

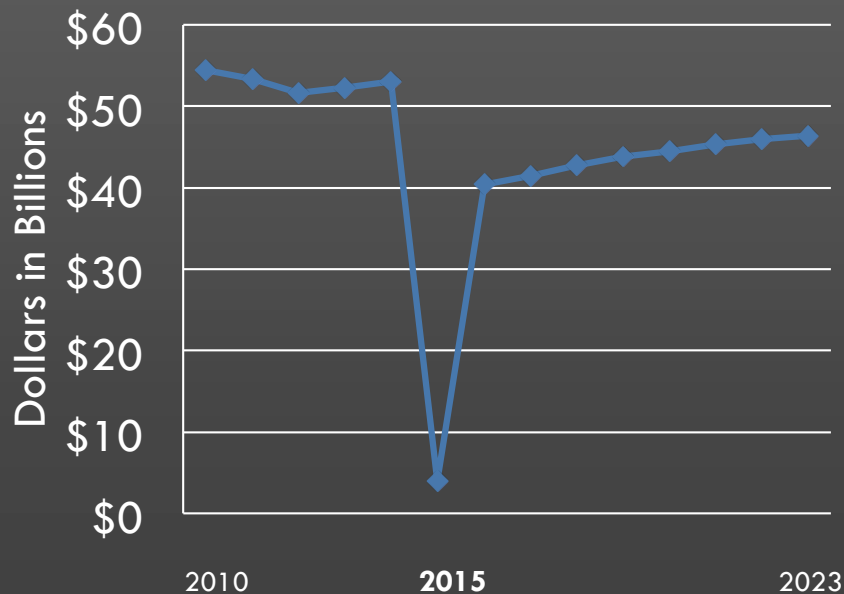


Excludes General Fund liquidity transfers of \$8,017 billion September 2008; \$7 billion in August 2009; \$19.5 billion; \$2.5 billion in 2012 (from LUST); \$6.2 billion in FY 2013; and \$12.6 billion in FY 2014.

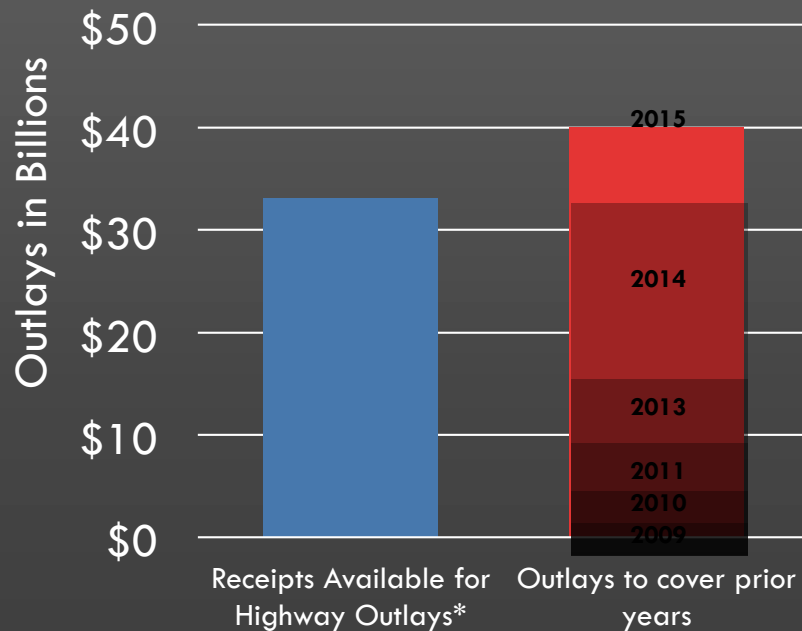
Does not include Transit General Fund outlays.

Highway and Transit Funding Scenarios

Cliff Scenario



2015 Highway Account
Receipts and Outlays



“To in a hand basket”



Thank you!

John Schroer

<http://tdot.state..us>

